

AVERAGE LENGTH OF SENTENCE AS OF JANUARY 1, 2001

Average Length of Sentence (fraction)			
	Male	Female	Overall

Alabama			5.90
Alaska	0.72	0.33	0.67
Arizona	3.40	2.50	3.30
Arkansas ¹	8.00	6.00	7.00
California ²	5.00	3.00	4.75
Colorado ³	5.60	4.30	5.50
Connecticut ⁴	2.09	1.24	1.99
Delaware	1.53	0.94	1.24
Dist. of Col.	0.75	1.34	1.28
Florida ⁵	5.20	3.20	5.10
Georgia	6.00	5.40	5.90
Idaho ⁶	5.38	4.26	5.14
Illinois	4.60	3.20	4.50
Indiana	6.57	4.55	6.32
Iowa ⁷			11.38
Kentucky	5.00	3.00	5.00
Louisiana	6.00	3.40	5.70
Maryland	4.28	2.67	4.13
Massachusetts	6.17	1.08	5.08
Minnesota	3.36	2.22	3.26
Mississippi	5.58	4.24	9.82
Missouri	6.20	5.00	6.10
Montana			4.50
Nebraska	5.50	3.80	5.30
New Hampshire	8.00	6.25	7.80
New Jersey	4.00	3.00	4.00
New Mexico	5.20	4.15	5.11





Average Length of Sentence (fraction)			
	Male	Female	Overall

New York ⁸	6.70	5.90	6.60
North Dakota			1.50
Ohio ²	3.25	1.84	3.07
Oklahoma	7.40	6.00	7.20
Oregon	3.39	2.51	3.33
Pennsylvania ⁷	7.32	5.63	7.20
Rhode Island	6.24	2.57	5.98
South Carolina	4.67	2.75	4.42
South Dakota	3.00	2.00	
Tennessee	5.30	3.90	5.10
Texas ⁹	8.02	5.61	7.76
Utah ²			9.90
Virginia ¹⁰	5.40	3.40	4.40
Washington	3.70	2.20	3.50
West Virginia	11.40	10.40	10.90
Wisconsin	7.61	4.68	7.31
Wyoming	6.10	3.00	4.55

Average	5.22	3.63	5.31
----------------	-------------	-------------	-------------

¹Lifers not included. Dept of Community Punishment Average is 1.24- male, 2- female, and 1.51 total. ²Lifers assigned a 45-year term. ³Excludes class one felonies with life or death sentences. ⁴Includes those convicted of a misdemeanor. ⁵Sentences longer than 45 years are considered 45 yrs. ⁶Total excludes 22 prisoners serving life without parole. ⁷Excludes "lifers." ⁸New court only. ⁹Intake and release figures include Institutional Division offenders and excludes State Jail and Substance Abuse offenders. ¹⁰Average length of sentence based on single and double life sentences equaling 68.57 years.

Snapshot: Average Length of Sentence as of January 1, 2001

-  The average overall length of time served by inmates in 43 agencies was 5.31.
-  The average length of time served by male inmates ranged from 11.4 in West Virginia to 0.72 in Alaska. The average length of time served by female inmates ranged from a high of 10.4 in West Virginia to .33 in Alaska
-  The highest overall average length of time served was 11.38 in Iowa. The lowest average length of time served was .67 in Alaska.
-  The reader must take into consideration that those jurisdictions that are responsible for both prisons and jails will be expected to have shorter lengths of stay. A more accurate picture would be to separate the prisons-only jurisdictions for averaging.